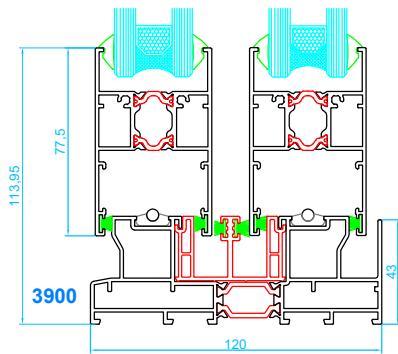
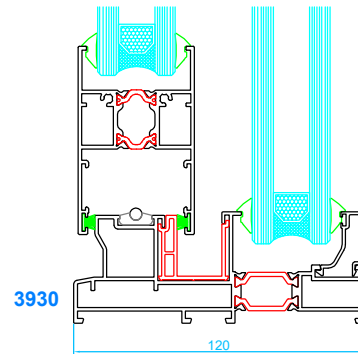


Corredera en línea 120RT

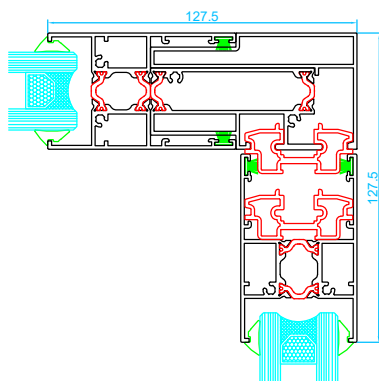
Secciones Técnicas



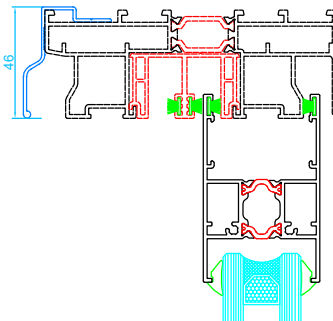
Marco de corredera
Hoja de corredera



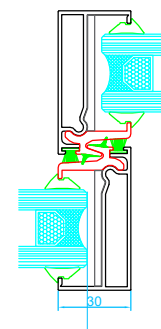
Marco de corredera con 1 hoja fija



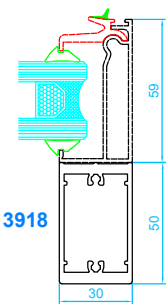
Encuentro en esquina 90° sin parteluces



Goterón para evitar filtraciones de agua a ras de fachada



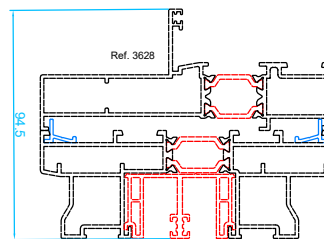
Cruce estándar



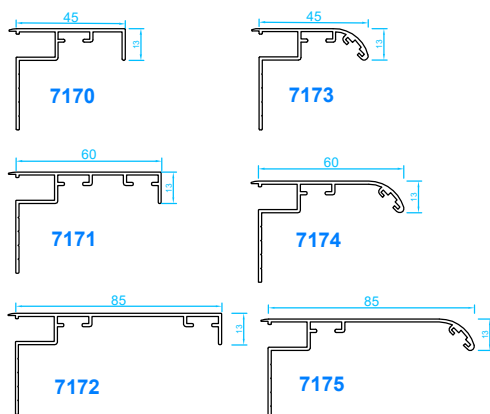
Cruce con refuerzo de inercia

Nudos centrales

Perfiles de unión



Tapajuntas



Travesaños

