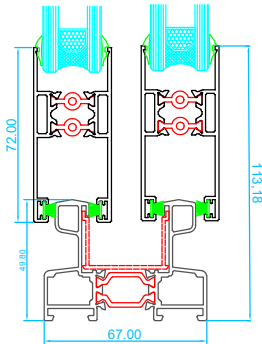
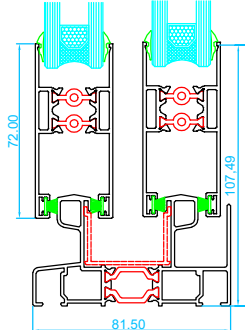


Corredera en línea 85RT

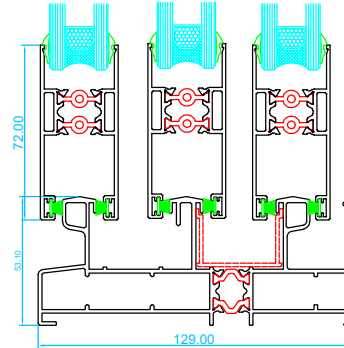
Secciones Técnicas



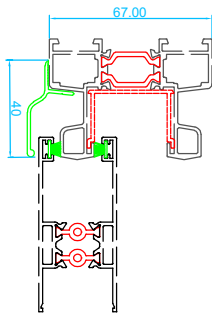
Marco de corredera
Hoja de corredera



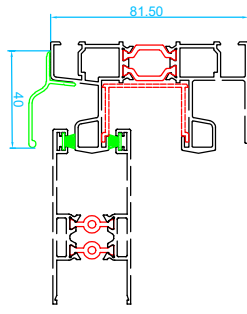
Marco de corredera carril cerrado
Hoja de corredera



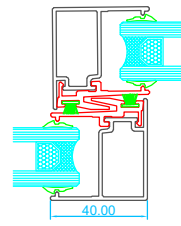
Marco de corredera de triple carril
Hoja de corredera



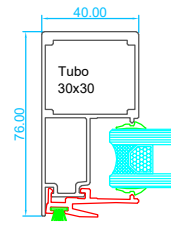
Goterón para evitar filtraciones de agua a ras de fachada



Nudos centrales

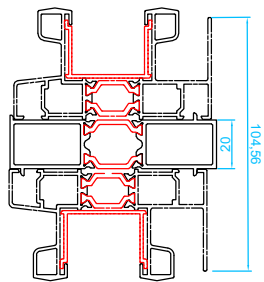


Cruce estándar

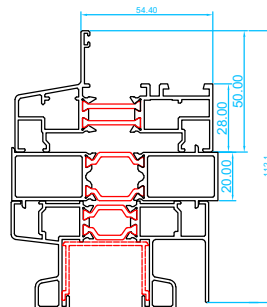


Cruce con refuerzo de inercia

Perfiles de unión

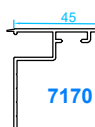


Unión marco con marco corredera

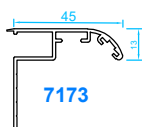


Unión marco corredera con fijo

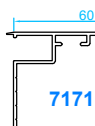
Tapajuntas



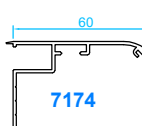
7170



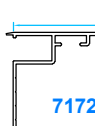
7173



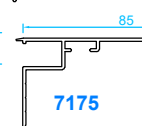
7171



7174

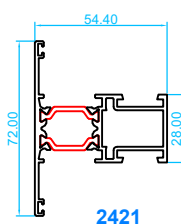


7172

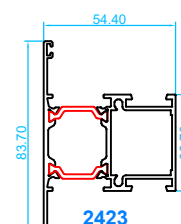


7175

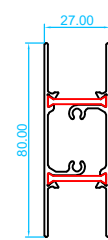
Travesaños



2421



2423



3416

Perfil de parteluces para interior de hoja