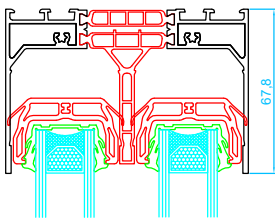
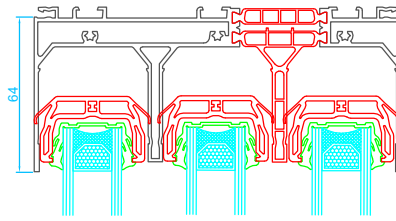


# Corredera en línea Lumeal

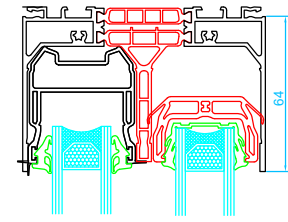
Secciones Técnicas sistemas Technal



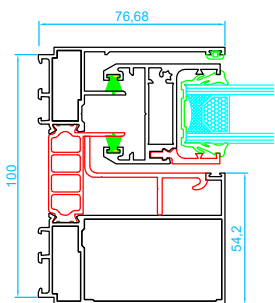
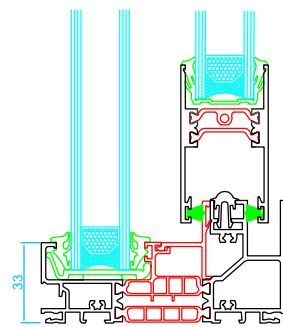
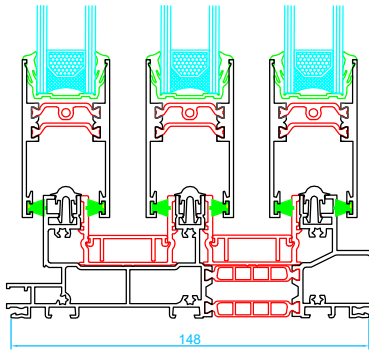
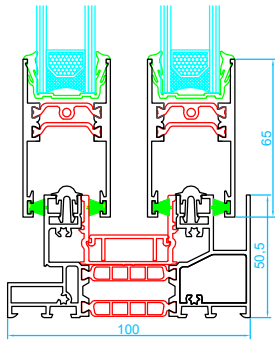
Marco de corredera  
Hoja de corredera



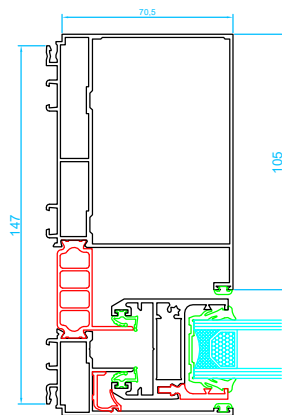
Marco de corredera de triple carril  
Hoja de corredera



Marco de corredera con 1 hoja fija

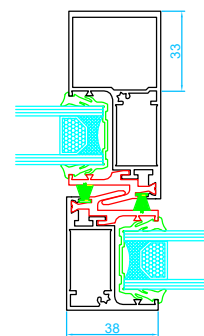


Marco de corredera sección lateral  
Hoja de corredera



Marco de corredera 3 carriles  
sección lateral  
Hoja de corredera

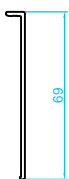
## Nudos centrales



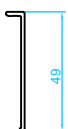
Cruce con refuerzo de inercia estándar

## Tapajuntas

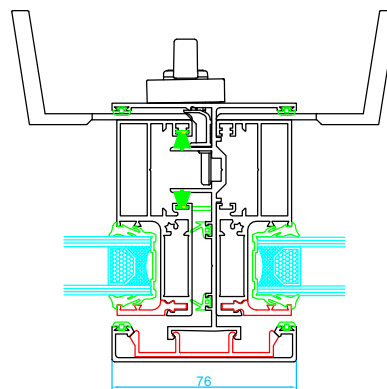
591182



591181



591180



Encuentro central hoja contra hoja