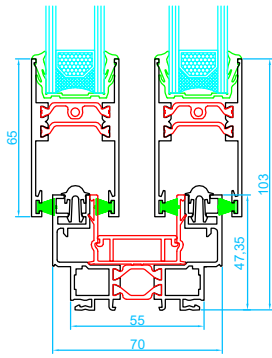
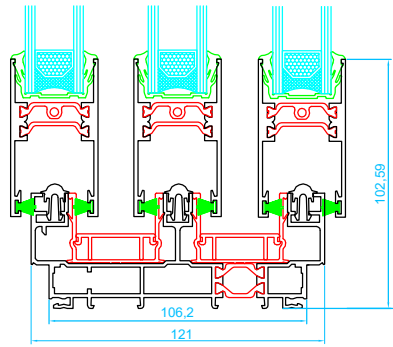


Corredera en línea Soleal GY

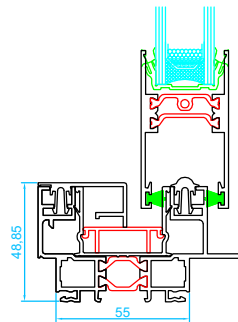
Secciones Técnicas sistemas Technal



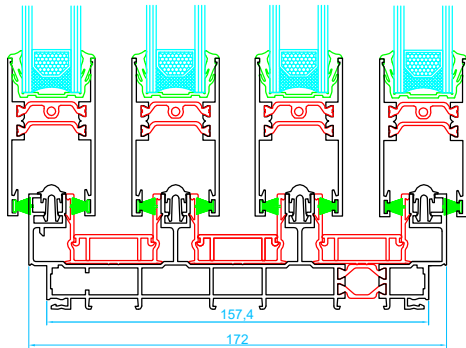
Marco de corredera
Hoja de corredera



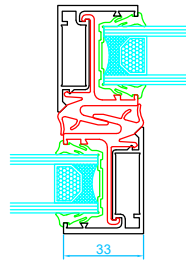
Marco de corredera de triple carril
Hoja de corredera



Marco de corredera galvanizado

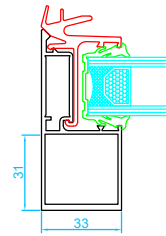


Marco de corredera de cuatro carriles
Hoja de corredera

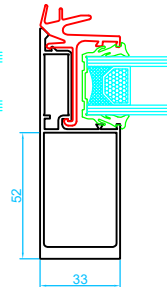


Cruce estándar

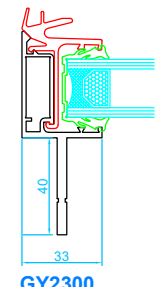
Nudos centrales



GY2201



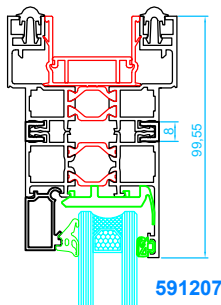
GY2304



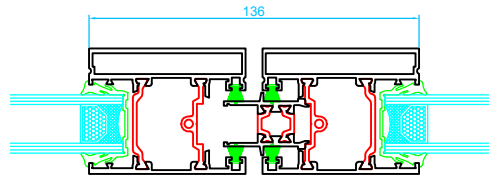
GY2300

Cruce con refuerzo de inercia

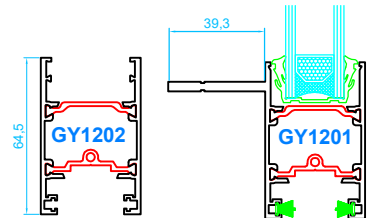
Perfiles de unión



Unión marco corredera con fijo

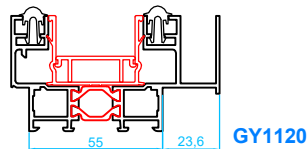


Encuentro central hoja contra hoja



Hoja estándar

Hoja con refuerzo de inercia

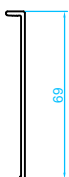


Marco con perfil de condensación

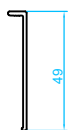
Travesaños

Tapajuntas

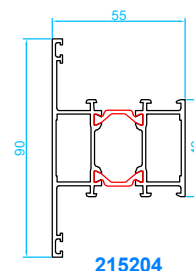
591182



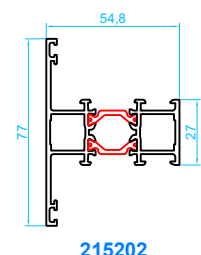
591181



591180



215204



215202